



pwc

www.pwc.co.za

Budget 2024/2025

For Our
Humanity:
Now's the time
to work together



Individual income tax



Rates and rebates

All persons (including deceased estates) other than companies and trusts, but including special trusts

Taxable income

		Rate of tax*
R1	– R237,100	18% of each R1
R237,101	– R370,500	R42,678 + 26% of each R above R237,100
R370,501	– R512,800	R77,362 + 31% of each R above R370,500
R512,801	– R673,000	R121,475 + 36% of each R above R512,800
R673,001	– R857,900	R179,147 + 39% of each R above R673,000
R857,901	– R1,817,000	R251,258 + 41% of each R above R857,900
R1,817,001 +		R644,489 + 45% of each R above R1,817,000

Ordinary trusts are taxed at a flat rate of 45%.

*For years of assessment ending on 29 February 2024 and 28 February 2025

Rebates

	2023/24	2024/25
Primary	R17,235	R17,235
Secondary – 65 years and older	R9,444	R9,444
Third rebate – 75 years and older	R3,145	R3,145

Tax thresholds


	2023/24	2024/25
Below 65	R95,750	R95,750
65 to below 75 years	R148,217	R148,217
75 years and older	R165,689	R165,689

Taxable income from retirement fund lump sum – Withdrawal benefits

Amount	Rate of tax
R1 – R27,500	0%
R27,501 – R726,000	18% of each R above R27,500
R726,001 – R1,089,000	R125,730 + 27% of each R above R726,000
R1,089,001+	R223,740 + 36% of each R above R1,089,000

Taxable income from retirement fund lump sum – Retirement benefits

Amount	Rate of tax
R1 – R550,000	0%
R550,001 – R770,000	18% of each R above R550,000
R770,001 – R1,155,000	R39,600 + 27% of each R above R770,000
R1,155,001+	R143,550 + 36% of each R above R1,155,000



Foreign dividends*

Shareholding	Rate of tax
Shareholding < 10%	Maximum effective rate 20%
Shareholding > 10%	Exempt (subject to conditions)

* Applicable to all shareholders (whether individuals, trusts or companies)

Exemptions

Interest exemption	2023/24	2024/25
Under 65	R23,800	R23,800
65 years and older	R34,500	R34,500

Relief for medical expenses

	2023/24	2024/25
<i>All taxpayers:</i>		
Medical scheme contributions	Rebate per month	Rebate per month
Taxpayer	R364	R364
Taxpayer and first dependant	R728	R728
Each additional dependant	R246	R246
Other medical expenses	Annual rebate	Annual rebate
65 years and older and disabled	33.3% of the sum of qualifying medical expenses paid, and an amount by which medical scheme contributions paid exceed 3x the medical scheme tax credits	33.3% of the sum of qualifying medical expenses paid, and an amount by which medical scheme contributions paid exceed 3x the medical scheme tax credits for the year
All other under 65s	25% of an amount equal to the sum of the qualifying medical expenses paid, and an amount by which medical scheme contributions paid exceed four times the medical scheme fees tax credit for the year, limited to the amount exceeding 7.5% of taxable income	25% of an amount equal to the sum of the qualifying medical expenses paid, and an amount by which medical scheme contributions paid exceed four times the medical scheme fees tax credit for the year, limited to the amount exceeding 7.5% of taxable income



Inclusions in monthly remuneration

	2023/24	2024/25
Travel allowance:		
Standard inclusion rate	80%	80%
If business travel > 80%	20%	20%
Company car fringe benefit:		
Standard inclusion rate	80%	80%
If business travel > 80%	20%	20%

Travel allowances

* Taxpayers are required to record business travel in a log book.

Deemed cost rates per kilometre

Value of vehicle (including VAT)	Fixed cost	Fuel cost	Maintenance
R	(R)	(c/km)	(c/km)
0 – 100,000	34,480	151.7	46.0
100,001 – 200,000	61,770	169.4	57.6
200,001 – 300,000	89,119	184.0	63.5
300,001 – 400,000	113,436	197.9	69.3
400,001 – 500,000	137,752	211.8	81.5
500,001 – 600,000	163,178	243.0	95.6
600,001 – 700,000	188,653	247.1	107.3
700,001 – 800,000	215,447	251.2	118.9
800,001+	215,447	251.2	118.9

Alternative rate table

	2023/24	2024/25
Alternative deemed rate per km (subject to conditions)	464 c/km	484 c/km

This alternative rate is not available if compensation in the form of an allowance or reimbursement is received (other than parking or toll fees).

Company cars

(private use of employer-owned vehicle)

Taxable benefit per month

	Taxable % (of determined value)
Standard rate	3.5%
If the car is subject to a maintenance plan	3.25%
If the car is acquired under an operating lease	Employer cost incurred + fuel cost

Deemed subsistence allowances and advances

	2023/24	2024/25
Meals and incidental costs (in SA)	R522 per day	R548 per day
Incidental costs only	R161 per day	R169 per day
Accommodation outside SA	Country rates published by Government Notice	Country rates published by Government Notice

All rates subject to periodic change



Company tax rates

	2023/24	2024/25
Normal income tax	27%	27%
Dividends tax	20%	20%

Small business corporation


Taxable income	Rate of tax
R1 – R95,750	0%
R95,751 – R365,000	7% of each R above R95,750
R365,001 – R550,000	R18,848 + 21% of each R above R365,000
R550,001+	R57,698 + 27% of each R above R550,000

Micro business – Turnover tax

Taxable turnover	Rate of tax
R1 – R335,000	0%
R335,001 – R500,000	1% of each R above R335,000
R500,001 – R750,000	R1,650 + 2% of each R above R500,000
R750,001+	R6,650 + 3% of each R above R750,000



Other taxes, duties and levies



Capital gains tax

Person	Inclusion rate %		Max effective rate %	
	2023/24	2024/25	2023/24	2024/25
Natural persons	40	40	18.0	18.0
Special trusts	40	40	18.0	18.0
Other trusts	80	80	36.0	36.0
Companies	80	80	21.6	21.6

Exclusions	2023/24	2024/25
Primary residence	R2m	R2m
Annual exclusion	R40,000	R40,000
Year of death	R300,000	R300,000
Small business exclusion for individuals over 55 years	R1.8m	R1.8m

VAT

	2023/24	2024/25
Rate	15%	15%
Registration threshold:		
Compulsory	R1m	R1m
Voluntary	R50,000	R50,000

Carbon tax

	2023/24	2024/25
Rate	R159 per tonne of CO ₂ e*	R190 per tonne of CO ₂ e**

* From 1 January 2023

** From 1 January 2024

Payments to non-residents

Type of payment	Withholding tax
Dividends	20%
Interest	15%
Royalties	15%
Visiting entertainers and sports people	15%
Sale of immovable property in SA by a non-resident	Trust: 15% Company: 10% Natural person: 7.5%



Donations tax and estate duty

Rate	2023/24	2024/25
First R30 million	20%	20%
Above R30 million	25%	25%
Donations tax exemption:		
Natural persons	R100,000	R100,000
Other	R10,000	R10,000
Estate duty abatement	R3.5m	R3.5m


Transfer duty

Value of property	Rate of duty
R1 – R1,100,000	0%
R1,100,001 – R1,512,500	3% of the value above R1,100,000
R1,512,501 – R2,117,500	R12,375 + 6% of the value above R1,512,500
R2,117,501 – R2,722,500	R48,675 + 8% of the value above R2,117,500
R2,722,501 – R12,100,000	R97,075 + 11% of the value above R2,722,500
R12,100,001+	R1,128,600 + 13% of the value above R12,100,000


Other rates

	2023/24	2024/25
Securities transfer tax	0.25%	0.25%
Skills Development Levy:		
Rate	1%	1%
Annual remuneration threshold	R500,000	R500,000
Unemployment Insurance Fund (employer and employee)	1% + 1%	1% + 1%

Interest rates



With effect from	Table 1* %	Table 2* %	Table 3** %
01/03/09	15.0	11.0	11.5
01/05/09	13.5	9.5	11.5
01/06/09	13.5	9.5	9.5
01/07/09	12.5	8.5	8.5
01/08/09	11.5	7.5	8.5
01/09/09	10.5	6.5	8.0
01/07/10	9.5	5.5	8.0
01/10/10	9.5	5.5	7.0
01/03/11	8.5	4.5	6.5
01/08/12	8.5	4.5	6.0
01/05/14	9.0	5.0	6.5
01/11/14	9.25	5.25	6.75
01/08/15	9.25	5.25	7.0
01/11/15	9.5	5.5	7.0
01/12/15	9.5	5.5	7.25
01/02/16	9.5	5.5	7.75
01/03/16	9.75	5.75	7.75
01/04/16	9.75	5.75	8.0
01/05/16	10.25	6.25	8.0
01/07/16	10.5	6.5	8.0
01/08/17	10.5	6.5	7.75
01/11/17	10.25	6.25	7.75
01/04/18	10.25	6.25	7.50
01/07/18	10.00	6.00	7.50
01/12/18	10.00	6.00	7.75
01/03/19	10.25	6.25	7.75
01/08/19	10.25	6.25	7.50
01/11/19	10.00	6.00	7.50
01/02/20	10.00	6.00	7.25
01/04/20	10.00	6.00	6.25
01/05/20	9.75	5.75	5.25
01/06/20	9.75	5.75	4.75
01/07/20	7.75	3.75	4.75
01/08/20	7.75	3.75	4.50
01/09/20	7.25	3.25	4.50
01/11/20	7.00	3.00	4.50
01/12/21	7.00	3.00	4.75
01/02/22	7.00	3.00	5.00
01/03/22	7.25	3.25	5.00
01/02/22	7.00	3.00	5.00
01/03/22	7.25	3.25	5.00
01/04/22	7.25	3.25	5.25



With effect from	Table 1* %	Table 2* %	Table 3** %
01/05/22	7.50	3.50	5.25
01/06/22	7.50	3.50	5.75
01/07/22	7.75	3.75	5.75
01/08/22	7.75	3.75	6.50
01/09/22	8.25	4.25	6.50
01/10/22	8.25	4.25	7.25
01/11/22	9.00	5.00	7.25
01/12/22	9.00	5.00	8.00
01/01/23	9.75	5.75	8.00
01/02/23	9.75	5.75	8.25
01/03/23	10.50	6.50	8.25
01/04/23	10.50	6.50	8.75
01/05/23	10.75	6.75	8.75
01/06/23	10.75	6.75	9.25
01/07/23	11.25	7.25	9.25
01/09/23	11.75	7.75	9.25

Table 1 – SARS pays interest to taxpayer in all instances other than Table 2 (including VAT refunds) AND taxpayer pays interest to SARS on late/under-paid taxes (including income tax and VAT)

Table 2 – SARS pays interest to taxpayer on provisional tax overpayment

Table 3 – Official rate of interest for tax purposes on fringe benefits

* Note: Rates are subject to change in terms of the Public Finance Management Act No.1 of 1999.

**Note: Rates are subject to change when the SA Reserve Bank ('SARB') adjusts the repurchase ('repo') rate.



Understatement penalties

Behaviour	Standard case	Obstructive or repeat case	Voluntary disclosure after notification of audit or investigation	Voluntary disclosure before notification of audit or investigation
Substantial understatement	10%	20%	5%	0%
Reasonable care not taken in completing return	25%	50%	15%	0%
No reasonable ground for tax position	50%	75%	25%	0%
Impermissible avoidance arrangement	75%	100%	35%	0%
Gross negligence	100%	125%	50%	5%
Intentional tax evasion	150%	200%	75%	10%

Understatement means any prejudice to SARS or the fiscus as a result of:

- Failure to submit a return
- An omission from a return
- An incorrect statement in a return
- Failure to pay correct amount of tax (if no return is required)
- Impermissible avoidance arrangement

The burden of proving the facts on which SARS based the imposition of the understatement penalty is upon SARS.

Percentage-based penalties

Tax area	Reason	Penalty
Provisional tax	1st or 2nd payment late	10%
Provisional tax	Underestimate	20%
Provisional tax	3rd payment late	0% (but interest potentially payable)
VAT	Late payment	10%
Employees' tax	Late payment	10%
	Late filing of EMP501	10%




Fixed penalties (per month): Administrative non-compliance

Taxable income for preceding year	Monthly penalty
Assessed loss	R250
R 0 – R250,000	R250
R250,001 – R500,000	R500
R500,001 – R1,000,000	R1,000
R1,000,001 – R5,000,000	R2,000
R5,000,001 – R10,000,000	R4,000
R10,000,001 – R50,000,000	R8,000
R50,000,001+	R16,000

Maximum successive penalties: 36 (SARS in possession of address) or 48 (SARS not in possession of address)

Administrative non-compliance is the failure to comply with an obligation imposed by or under a tax act and is listed in a public notice by the Commissioner. Administrative non-compliance penalties on the failure to submit corporate income tax returns for the 2009 year of assessment and subsequent years were introduced on 15 December 2018. Effective from 1 December 2022, natural persons with outstanding income tax returns will be subject to fixed non-compliance penalties.



Tax calendar



Withholding taxes (dividends, royalties and interest)

Last day of month following the month in which amount is paid

Provisional tax February year-end


1st payment	6 months before year-end (31 Aug)
2nd payment	At year-end (end Feb)
3rd payment	7 months after year-end (30 Sep)

Other than February year-end

1st payment	6 months prior to year-end
2nd payment	At year-end

Other taxes and levies

VAT	25th of month after tax period (special e-filing rules)
PAYE	7th day of each following month
SDL	7th day of each following month





Contacts

Tax and Legal Services Leader South Market Area

Mbai Rashamuse

mbai.rashamuse@pwc.com

Tax Policy Leader

Kyle Mandy

kyle.mandy@pwc.com

Visit www.pwc.co.za for details of our offices in South Africa.

The information contained in this booklet is based on our interpretation of the existing legislation and budget proposals. These proposals are subject to amendment during the forthcoming debate in the National Assembly before they become law. Whilst we have taken every care in preparing this booklet we cannot accept responsibility for any inaccuracies that may arise. We suggest that you use this booklet as a guide, but that you consult us before taking any decisions based on the information contained herein.

©2024 PwC Inc. [Registration number 1998/012055/21] ("PwC").
All rights reserved.

At PwC, our purpose is to build trust in society and solve important problems. We're a network of firms in 151 countries with over 364,000 people who are committed to delivering quality in assurance, advisory and tax services. Find out more and tell us what matters to you by visiting us at www.pwc.com (24-30778)